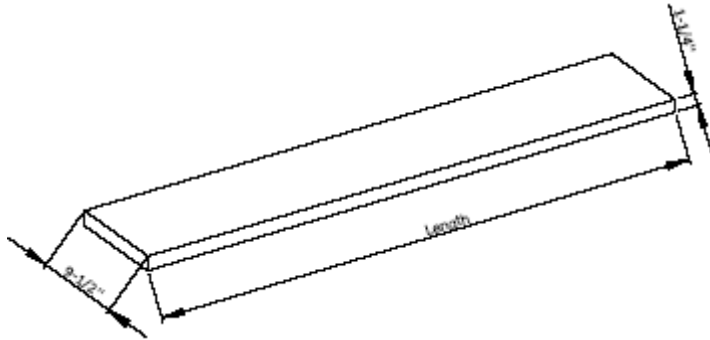




Newline Products, Inc
2901 Technology Dr, Suite 135
Plano, Texas 75074
Tel: (972)-881-3318
Fax: (972)-881-0985

BENCHES

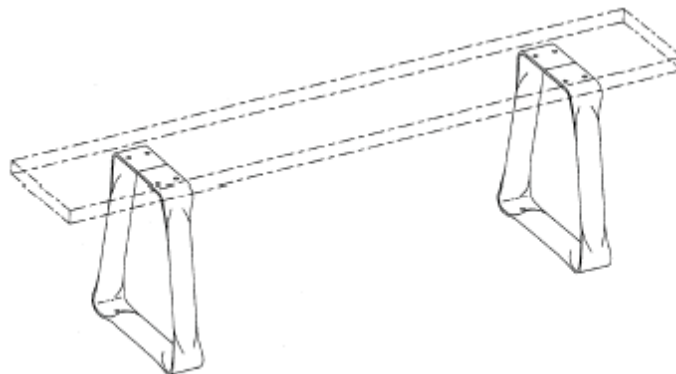
BENCH TOP



SPECIFICATION

Locker bench shall be hardwood, 1-1/4" thick by 9-1/2" width. A depth of 12" is available for ADA requirements. All corners shall be rounded and sanded. All surfaces shall be finished with two (2) coats of clear lacquer.

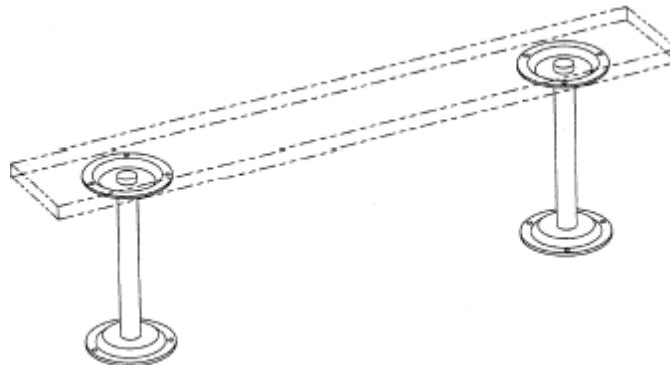
STAINLESS STEEL PEDESTAL



SPECIFICATION

Pedestal shall be 2" diameter, 16 gauge brushed stainless steel formed into the shape of a trapezoid. The bottom shall be 14 inches wide with two (2) mounting holes. The pedestal shall be 16-1/4" high. The top flange shall have four (4) holes for fastening to the bench. The bench can be moveable or it may be anchored.

STAINLESS TUBE PEDESTAL



SPECIFICATION

Locker bench shall be 1-1/2" diameter steel tubing with 10 gauge steel flanges welded to each end. The pedestal shall be 16-1/4" high and shall be powder coated to match the lockers.