




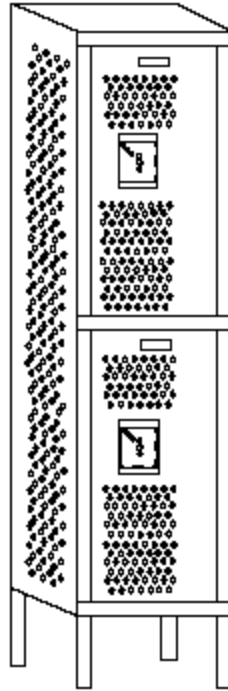
Newline Products, Inc
2901 Technology Dr, Suite 135
Plano, Texas 75074
Tel: (972)-881-3318
Fax: (972)-881-0985

GRIDIRON COLLECTION

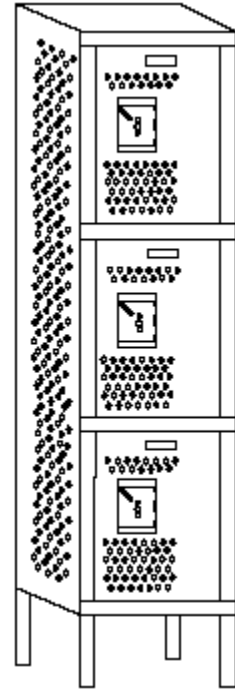
TECHNICAL DATA PACKAGE



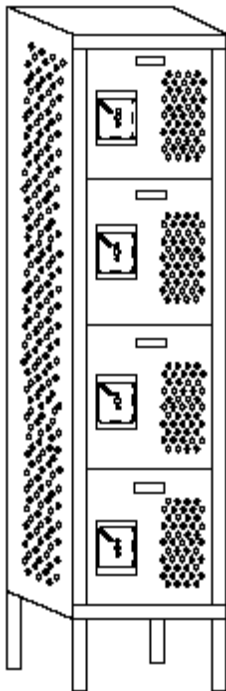
ONE TIER



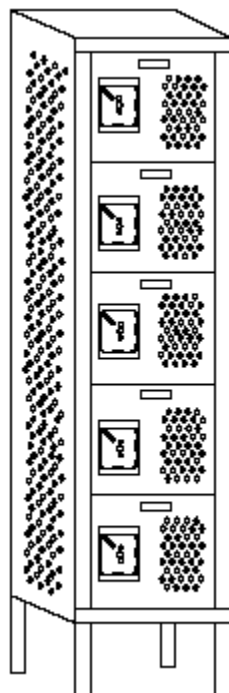
DOUBLE TIER




TRIPLE TIER



FOUR TIER



FIVE TIER



SIX TIER



Newline Products, Inc
2901 Technology Dr, Suite 135
Plano, Texas 75074
Tel: (972)-881-3318
Fax: (972)-881-0985

GRIDIRON COLLECTION

Locker Specification

SPECIFICATION

Material - All major steel parts shall be of mild cold rolled commercial quality steel.

Finish - All material shall be powder washed and phosphate treated for maximum finish color adhesion. All components shall be finished with a hybrid epoxy/polyester powder, electrostatically applied to ensure uniform thickness and baked to cure.

Construction - All lockers shall be built on a unit principle with common intermediate uprights separating units.

Door Frames - Shall be 16 gauge formed in a channel shape. Vertical members shall have additional flange to provide a continuous door strike. Cross frame members shall also be 16 gauge channel shaped.

Doors - Shall be 14 gauge, channel shaped on both and hinge side, with angle formations across the top and bottom.

Ventilation - Locker sides shall be perforated with diamond-shaped opening 3/4" wide x 1-1/2" high in a quantity and pattern to ensure maximum ventilation and maintain structural strength.

Body - Backs shall be 18 gauge; all other body parts shall be 16 gauge. Bolt spacing shall not exceed 9" o.c.

Hinges - Shall be full length 16 gauge continuous piano type riveted to both door and frame.

Handles - Shall be one-pieces 21 gauge deep drawn stainless steel cup designed to accommodate locks.

Latching - Lockers shall have an 11 gauge frame hook secured to the frame. The frame hook shall have a padlock hasp protruding through the recessed handle. A rubber silencer shall be firmly secured to the frame at each latch hook.

Interior Equipment - Lockers shall be equipped with a shelf. If under 18" deep, locker shall have three wall hooks and one ceiling hook. Lockers 18" deep or more shall have a coat rod instead of a ceiling hook. Locker 15" wide and wider shall have four wall hooks and one ceiling hook.

Number Plates - Each locker shall have a polished aluminum number plate riveted to door face with black numerals 1/2" high.

Color - Doors, Frames, and all body parts shall be finished in same color.

Assembly - All locker components shall be assembled with rivets.

Optional - Welded locker is also available, all body parts are welded into a single unit and shipped pre-assembled. Groupings will be determined by NPI based on the floor plan layout drawings submitted with the order.

Installation - Lockers shall be installed in accordance with installation instruction and shall be level and plumb with flush surfaces and rigid attachment to anchoring surfaces.