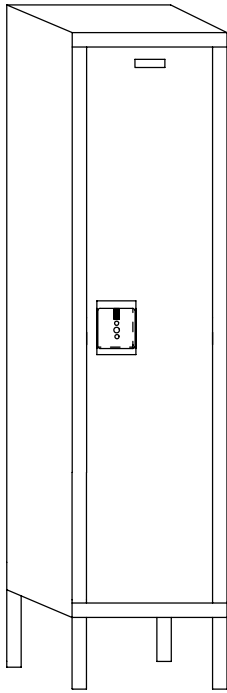




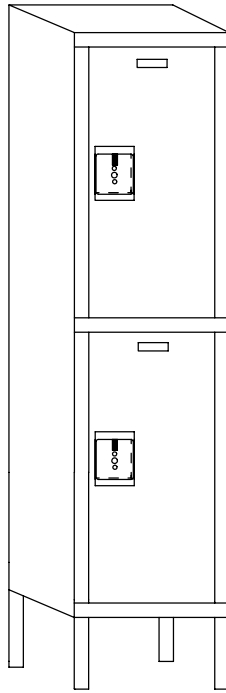
Newline Products, Inc  
2901 Technology Dr, Suite 135  
Plano, Texas 75074  
Tel: (972)-881-3318  
Fax: (972)-881-0985

CLASSIC EX COLLECTION

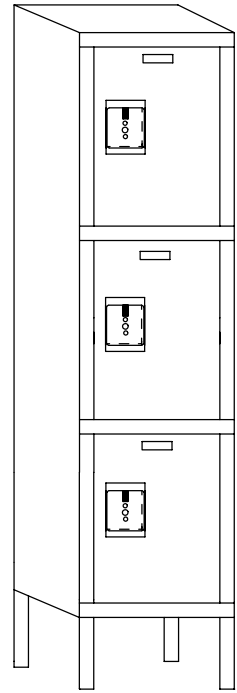
TECHNICAL DATA PACKAGE



ONE TIER



DOUBLE TIER



TRIPLE TIER



Newline Products, Inc  
2901 Technology Dr, Suite 135  
Plano, Texas 75074  
Tel: (972)-881-3318  
Fax: (972)-881-0985

CLASSIC EX COLLECTION

Locker Specification

## SPECIFICATION

**Material** - All major steel parts shall be of mild cold rolled commercial quality steel.

**Finish** - All material shall be powder washed and phosphate treated for maximum finish color adhesion. All components shall be finished with a hybrid epoxy/polyester powder, electrostatically applied to ensure uniform thickness and baked to cure.

**Construction** - All lockers shall be built on a unit principle with common intermediate uprights separating units.

**Door Frames** - Shall be 16 gauge formed in a channel shape. Vertical members shall have additional flange to provide a continuous door strike. Cross frame members shall also be 16 gauge channel shaped.

**Doors** - Shall be 14 gauge, channel shaped on both the lock and hinge side, with angle formations across the top and bottom. Locker doors shall have a 16 gauge full height reinforcement channel.

**Body** - Bottoms, tops, sides, backs and shelves shall be 24 gauge. Bolt spacing shall not exceed 9" o.c.

**Hinges** - Shall be full length 16 gauge continuous piano type riveted to both door and frame.

**Handles** - Shall be one-piece 21 gauge deep drawn stainless steel cup designed to accommodate locks.

**Latching** - Lockers shall have an 11 gauge frame hook secured to the frame. The frame hook shall have a padlock hasp protruding through the recessed handle. A rubber silencer shall be firmly secured to the frame at each latch hook.

**Interior Equipment** - Lockers shall be equipped with a shelf. If under 18" deep, locker shall have three wall hooks and one ceiling hook. Lockers 18" deep or more shall have a coat rod instead of a ceiling hook. Lockers 15" and 18" wide shall have four wall hooks and one ceiling hook.

**Number Plates** - Each locker shall have a polished aluminum number plate riveted to door face with black numerals 1/2" high.

**Color** - Doors and exposed body parts shall be selected from standard designer color ranges. Non-exposed body parts shall be finished in #03 Almond.

**Assembly** - All locker components shall be assembled with rivets.

**Optional** - Welded locker is also available, all body parts are welded into a single unit and shipped pre-assembled. (The difference from KD locker: 14 gauge door, the body: backs shall be 18 gauge; all other body parts shall be 16 gauge). Groupings will be determined by NPI based on the floor plan layout drawings submitted with the order.

**Installation** - Lockers shall be installed in accordance with installation instructions and shall be level and plumb with flush surfaces and rigid attachment to anchoring surfaces.